

HENRY AIR TOOLS®

Manufacturers of Industrial Grade Air Tools

- Vertical Grinders
- Horizontal Grinders
- Die Grinders
- Extension Die Grinders
- Right-Angle Grinders
- Right-Angle Sanders
- Scaling Hammers
- Needle Scaling Hammers
- Chipping Hammers
- Rammers
- Air Saws
- Air Tool Accessories



Products from:

HENRY TOOLS, INC.

498 So. Belvoir
South Euclid, Ohio 44121-2351
(216) 291-1101 • (800) 826-5257
Fax (216) 291-5949 • Fax (800) 303-2800
www.henrytools.com
www.airtoolparts.com



TOOLS &
PARTS MADE
IN THE U.S.A.

Distributed By:



A FULL RANGE OF QUALITY INDUSTRIAL TOOLS



MADE IN THE U.S.A.

- **Henry Air Tools** are tough & built to last. They are Made in the U.S.A. and are available in many different styles.
- **Henry Vertical & Horizontal Grinders** are powerful and durable. They are excellent for grinding, sanding, polishing, or wire brushing.

- **Henry Right Angle Grinders & Sanders** are lightweight with plenty of power. Compact size allows them to get into tight areas. Ideal for both grinding and sanding applications.
- **Henry Die Grinders** are available in many styles and can meet the die grinding requirements of any job. Governed speed models are available for intricate grinding applications at a low rpm.

- **Henry Scalers & Chipping Hammers** are ideal for removing rust, weld flux, peening or beading work; chipping stone, metal, concrete or brick.
- **Henry Air Rammers** are slim and versatile. Ideal for sand compaction in molds and various types of construction works.

All Henry Air Tools® are manufactured in the U.S.A. and comply with the O.S.H.A. standards.
Warning: Follow all instructions from tool, chisel & abrasive manufacturer for proper usage & safety requirements.

VERTICAL GRINDERS & SANDERS


For Use With:

- 7"-9" Type 27 & 28 wheels
- 4"-6" Type 6 or 11 cup wheels
- 4"-9" sanding pads/discs
- wire wheels
- 3-4 H.P.: Select 4500-8000 RPM



Features:

- 56-V - 3 H.P.
65-V - 4 H.P.
- Two position live & side handle.
- Select 6" cup guard, 7" or 9" depressed center guard.
- Select lever or lockout lever throttle.



56-VK-7"-727

56-VK-9"-927

65-VK-9"-927

65-VK-6"-611

SPECIFICATIONS

Model	Throttle Type	Speed (RPM)	Weight	Height to Bottom of Flange	Spindle Type	Rated Power	Inlet Size	Hose Size	Working Air Consumption
56-VL*	Lever	Select (4500, 6000, 7200, 8000)	7lbs, 5oz, 3.3kg	5 1/2" - 140mm	5/8"-11	3 H.P. 2.25 Kw	1/2" N.P.T.	1/2"	60 cfm
56-VK*	Lockout					4 H.P. 3.0 Kw			75 cfm
65-VL*	Lever		9.5 lbs. 4.3kg	6 7/16" - 164mm					
65-VK*	Lockout								

* Specify required guard size after model number. For type 27 guard: 7" guard add 727, 9" guard add 927.

For type 28 guard: 9" guard add 928, 6" guard add 611.

Standard Equipment: Select guard size, wrench spindle set.

Extra Cost Equipment: Depressed center wheel adapter kit, sanding backing pads.

HORIZONTAL GRINDERS



56-HK-6"



56-HK w/CWA



52-HJK



65-HK-8"



52-HG-6"



For Use With:

- 6"-8" Type 1 wheels
- Cone & Plug type wheels
- Wire wheels / Flap wheels
- 2-4 H.P.: Select 4500-12,000 RPM

Features:

- 52-H - 2 H.P.
56-H - 3 H.P.
65-H - 4 H.P.
- 52-H: Select 5/8"-11 long or short spindle for use with plug type wheels.
- 56-H & 65-H: Select 6" or 8" wheel guard or plug type wheel adapter.
- Select lever, lockout lever, or grip type throttle.

SPECIFICATIONS

Model	Speed (RPM)	Spindle Type	Overall Length	Weight	Rated Power	Inlet Size	Hose Size	Working Air Consumption
52-H	(Select 6000, 9000, 12000)	5/8"-11 x 2 1/4 (57mm) or ** 5/8"-11 x .900" (22mm) (Model J)	18 1/4" 9mm	7 1/2 lbs. 3.4 kg	2 H.P. 1.5 Kw	1/2" N.P.T.	1/2"	35 cfm
56-H	Select 4500, 6000, 7200, 8000	5/8"-11 x 1.75"	21.2" 533mm	10 1/2 lbs. 4.8 kg	3 H.P. 2.25 Kw			60 cfm
65-H		44mm	23.6" 599mm	12 3/4 lbs. 5.8 kg	4 H.P. 3.0 Kw			75 cfm

* For a lever throttle add "L" to model number. For lockout throttle add "K" to model number. For a grip throttle add "G" to model number. ** Model 52-H: add "J" to model number for .900" length spindle for use with plug wheels.

Standard Equipment: 52-H: 6" type 1 wheel guard. 56-H & 65-H: Select 6" or 8" type 1 wheel guard. For plug wheel adaptor, add "CW" to model number. Wrench Set.

Extra Cost Equipment: 56-H & 65-H: for a tool with a 2" longer spindle, add "+2" to the end of the model number. Total spindle projection is 3 13/16". For a tool with a 3" longer spindle, add "+3" to the end of the model number. Total spindle projection is 4 13/16".



HEAVY DUTY SMALL WHEEL HORIZONTAL GRINDERS



51-HSK w/HT-1010
1/4" collet assembly



57-HSK-4"



5102-HSK



511-HSK



51-HSK w/CWA

SPECIFICATIONS

Model	Speed (RPM)	Spindle Type	Net Weight	Overall Length	Air Inlet	Hose Size	Rated Power	Working Air Consumption
51-HS	15,000 to 18,000 RPM (Specify when ordering)	3/8"-24 or 1/2"-13x1" (25mm)	6 1/4" lbs. 2.8 kg	17.8" 431 mm	1/2" N.P.T.	1/2"	1.5 H.P. 1.13 Kw	35 cfm
511-HS		5/8"-11 x .900" (22mm)						
5102-HS		choice of 1/8", 1/4", 5/16", 3/8" Collet-Insert						
Governed Models								
57-HS	7000 to 15,000 RPM (Specify when ordering)	3/8"-24 or 1/2"-13x1" (25mm)	8.0 lbs. 3.7 kg	18.5" 457 mm	1/2" N.P.T.	1/2"	1.5 H.P. 1.13 Kw	35 cfm
517-HLS		5/8"-11 x .900" (22mm)						
5107-HS		choice of 1/8", 1/4", 5/16", 3/8" Collet Insert						

For Use With:

- 3"-4" Type 1 grinding/cut-off wheels
- Cone & Plug type wheels
- Mounted Point Stone wheels
- Wire wheels / Flap wheels
- Carbide Burrs
- 1.5 H.P.: Select 7000-18,000 RPM



Features:

- 51-H & 57-H: Select 4" guard or 1/4", 3/8" collet, plug wheel adaptor.
- 51-H & 57-H: Select 3/8"-24 or 1/2"-13 spindle.**
- 511-HLS & 517-HLS feature a short 5/8"-11 spindle for use with plug wheels.
- Select lever, lockout lever, or grip handle throttle.

* For a lever throttle add "L" to model number. For a lockout lever throttle add "K" to model number. For a grip throttle add "G" to model number. ** For a 1/2"-13 spindle, add "T" to model number.
Standard Equipment: 51-HS & 57-HS: Select 4" guard, 1/4" or 3/8" collet. For plug wheel adaptor, add "CW" to model number. Wrench Set. 511HS, 517HS, 5102HS & 5107HS: Wrench Set.

HEAVY DUTY RIGHT ANGLE GRINDERS & SANDERS



44-RAZK-5"



45-RA-4"



44-RAEZK-6"



48-RADS



46-RASK-4"



48-RASZ-5"



4405-RASZK
w/5" pad



46-RACS



12-RA



4402-RASCK



45-RACK

SPECIFICATIONS

Model	Speed (RPM)	Spindle Type	Length	Angle Head Height	Weight	Motor Dia.	Inlet Size	Hose Size	Rated Power	Working Air Consumption	
12-RA	Select 18,000 or 20,000	1/8" or 1/4" Collet Insert	5.6" 143mm	2.953"	.94 lbs. 42 kg	1.5"	1/4" N.P.T.	1/4"	.3 H.P.	19 cfm	
44-RA		3/8"-24, 5/8"-11, 1/4" Collet Insert	8 5/16" 211mm	2.84" 72.1mm	2 1/2 lbs. 1.1 kg	1 3/4" 44mm					
44-RAE			11 3/16" 284mm		2 3/4 lbs. 1.2 kg						
48-RAS	Select 9000 or 11000		9.406" 238.9mm	3.06" 77.7mm	3.7 lbs. 1.7 kg						
4401-RAS		3/8"-24, 5/8"-11, 1/4" Collet Insert	7.3" 185mm	2.84" 72.1mm	2.6 lbs. 1.1 kg	1 5/8" 41mm	3/8" N.P.T.	3/8"	.9 H.P. 675 W	25 cfm	
4405-RAS					3/8"-24, 5/8"-11**						2.6 lbs. 1.1 kg
45-RA					3/8"-24, 5/8"-11, 1/8", 1/4", 3/8" Collet Insert						2 1/2 lbs. 1.1 kg
45-RAE	13500	3/8"-24, 1/4" Collet	8 7/8" 225mm	2.47" 62.7mm	2 3/4 lbs. 1.2 kg	1 3/4" 44mm					
46-RAS			8 7/8" 225mm		2.6 lbs. 1.1 kg						
4402-RAS		3/8"-24, 5/8"-11, 1/4" Collet	7.3" 185mm	2.84" 72.1mm	2.6 lbs. 1.1 kg	1 5/8" 41mm					
4402-RAS			7.3" 185mm		2.6 lbs. 1.1 kg						
Governed Models											
4705-RA	6000, 9000, 11000	3/8"-24, 5/8"-11**	8 5/16" 211mm	2.84" 72.1mm	2 1/2 lbs. 1.1 kg	1 3/4" 44mm	3/8" N.P.T.	3/8"	.9 H.P. 675 W		

* For a lockout lever throttle add "K" to model number. ** For a 5/8"-11 spindle, add "Z" to model number.
 *** Model 45-RA & 48-RA: for collet assy, add "D" to model number. Specify 1/8", 1/4", 3/8" collet insert.
 **** Model 44-RA, 45-RA, 46-RA, 4401, 4402: for 1/4" collet spindle add "C" to model number. Models 46-RA, 48-RA, 4401, 4402, 4405 available in steel housing only.
Standard Equipment: Select 3", 4", 5", 6" wheel guard, wrench set, side handle. RA (D) Models: Select 1/8", 1/4", 3/8" collet insert. Models 4405 & 4705: Select 4", 5", 7" sanding pad.
Extra Cost Equipment: 3/8", 5/8", 7/8" I.D. depressed center wheel adaptor kits, lockout lever.



HEAVY DUTY DIE GRINDERS



- Features:**
- Our best die grinder: 4123-GLSK: select 1/8", 1/4", 5/16", or 3/8" collet insert.
 - Models 4110 & 4125 feature a built in 1/4" collet spindle.
 - Models 47-GLS & 47-GHLS contain an internal speed governor for work at a low RPM.
 - Select lever or lockout lever throttle.

- For Use With:**
- 3"-4" Type 1 grinding/cut-off wheels
 - Mounted Point Stone wheels
 - Wire wheels / Flap wheels
 - Carbide Burrs
 - .9 H.P.: Select 7000-22,000 RPM

SPECIFICATIONS

Model	Exhaust Location	Speed (RPM)	Spindle Type	Weight	Length	Dia. / Front Housing	Motor Dia.	Inlet Size	Hose Size	Rated Power	Working Air Consumption							
20-G	Side	60,000	1/8" Collet Insert	4 oz. .11 kg	4 1/2" 114mm	.800"	.656" 166mm	1/8" N.P.T.	3/16"	.1 H.P. 75W	10 cfm							
20-GM	Front		1/4" Collet Insert	2.5 lbs. 1.13 kg	5 1/2" 139mm													
40-GLS	Side	Select 15,000 18,000 20,000 22,000	1/4" Collet Insert	1.5 lbs. .7 kg	7 3/16" 183mm	.800"	1 3/4" 44mm	1/4" N.P.T.	1/4"	.9 H.P. 675W	25 cfm							
4110-GLS	Front		3/8"-24	2.5 lbs. 1.13 kg	5 3/4" 146mm													
4123-GLS			Select 1/8", 1/4", 5/16", 3/8" Collet Insert	2.5 lbs. 1.13 kg	11.7" 298mm													
4123-GLS+6	Side		1/4" Collet	1.5 lbs. .7 kg	5 1/2" 139mm													
4125-AGLS			3/8"-24	5 3/4" 146mm	1.5 lbs. .7 kg							5 1/2" 139mm						
4126-AGLS				12" 304mm	2.7 lbs. 1.2 kg							18 1/4" 463.5mm						
40-AGHLS			4.5 lbs. 2 kg	18 1/4" 463.5mm	1.500"							1/4" N.P.T.						
40-AGHLS+6																		
Governed Models																		
47-GLS	Side		Select 7000, 9000, 12,000, 15,000	3/8"-24	2.750 lbs. 1.2 kg							7" 178mm	1.500"	1 3/4" 44mm	3/8" N.P.T.	1/4"	.9 H.P. 675W	25 cfm
47-GHLS		4.25 lbs. 1.9 kg	12 7/8" 327mm															

* For a lockout lever throttle add "K" to model number. ** Models 40-G, 40-GH, 4110, 4111, 47-G: available in aluminum housing, add "AU" to model number. *** For 20-G with front exhaust, add "M" to model number. For 20-G kit with case & carbide burrs, add "KI" to model number.
Standard Equipment: 4123: select collet size. 40-AGH, 47-G, 47-GH, 4111, 4126: select (1) pc. 4" guard, 1/4" or 3/8" I.D. collet. Wrench Set.

EXTENDED HEAVY DUTY DIE GRINDERS



- For Use With:**
- 3"-4" Type 1 grinding/cut-off wheels
 - Mounted Point Stone wheels
 - Wire wheels / Flap wheels
 - Carbide Burrs
 - .9 H.P.: Select 7000-22,000 RPM

- Features:**
- Slim profile extension housing models reach remote work areas.
 - 3900 Series: Select collet, 3/8"-24, 1/2"-13 or 5/8"-11 spindle type.
 - Collet models: select 1/8", 1/4", 5/16", or 3/8" collet insert.
 - Select lever or lockout lever throttle.

SPECIFICATIONS


Model	Exhaust Location	Speed (RPM)	Spindle Type	Weight	Length	Dia. / Front Housing	Motor Dia.	Inlet Size	Hose Size	Rated Power	Working Air Consumption
40-EHLS	Side	Select 15,000, 18,000, 20,000, 22,000	Select 1/8", 1/4", 5/16", 3/8" Collet Insert	3.5 lbs. 1.6 kg	12.7" 323mm	.880" 22.4mm	1 5/8" 41mm	3/8" N.P.T.	3/8"	.9 H.P. 675 W	25 cfm
40-EHLS+6			4.5 lbs. 2.1 kg	18.7" 475mm							
3917-GHLS			Select 3/8"-24, 1/2"-13, 5/8"-11 x 1.000" (2.5cm) Long or 1/8", 1/4", 5/16", 3/8" Collet Insert	4 lbs. 1.82 kg	17" 431mm						
3922-GHLS			4.5 lbs. 2.05 kg	22" 558mm							
3927-GHLS			5 lbs. 2.27 kg	27" 685mm							



* For a lockout lever throttle add "K" to model number. ** For a collet add "C" to model number. For 5/8"-11 spindle add "2" to model number. For 3/8"-24 spindle add "I" to model number. For a 1/2"-13 spindle, add "T" to model number.
Standard Equipment: Select spindle type or collet insert size. Wrench Set.



HEAVY DUTY SCALING HAMMERS



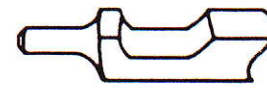
Features:

- Quick release needle attachment converts needle scaler to chisel scaler in seconds.
- Three-position "J" slot on needle scalers allows compensation for needle wear.
- Model N-2R & N-4R ship standard with 7" long needle set.
- Model N-10 floor scaler is ideal for chipping concrete, brick, tile, etc.

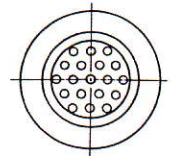
SPECIFICATIONS

Model	Throttle Type	Scaler Type	Blows Per Minute	Bore and Stroke	Weight	Length	Chank Type	Inlet Size	Hose Size	Working Air Consumption					
N-1R	Push	Scaler	5000	1" dia. X 1.125"	4 lbs. 5 oz. 1.9 kg	12" 305mm	1/2" sq.	1/4"	3/8"	20 cfm					
N-2R	Lever	Needle Scaler			6.1 lbs. 2.7 kg	15"		3/8"							
N-2RP	Offset				6.2 lbs. 2.8 kg	381mm		1/4"							
N-3R	Lever	Scaler			4 lbs. 5 oz. 1.9 kg	10 1/4" 260mm		3/8"							
N-3RP	Offset	Needle Scaler			4 lbs. 10oz. 2 kg	16 3/4" 425mm		1/4"							
N-4R	Push				6.1 lbs. 2.7 kg	16 3/4" 425mm		3/4"							
N-5	Flow Thru	Coke Oven Scaler			4 lbs. 5 oz. 1.9 kg	12" 304mm		3/4"							
N-6		Needle Scaler			10 lbs. 4.5 kg	41** 254mm		3/8"							
N-10	Handle	Floor Scaler													

* For various types of chisels, see accessories section at end of catalog.



1/2" Square Shank Type Chisel




Round Needle Shell

* Model N-10 overall length can be modified by obtaining a different length center pipe with 3/4" thread. Tool ships standard with 24" length pipe.

Standard Equipment: Screen Bushing. (Chisels sold separately).

HEAVY DUTY CHIPPING HAMMERS



SPECIFICATIONS

Model	Blows Per Minute	Bore and Stroke	Overall Length	Net Weight	Net Weight with Aluminum Handle	Air Inlet	Working Air Consumption		
HT-20	2400	1 1/8"-2" 28.5mm x 50.8mm	14" 356mm	13.5 lbs. 6.1 kg	—	3/8" N.P.T.	25 cfm		
HT-4B20				17 lbs. 7.7 kg	9.5 lbs. 4.3 kg				
HT-30	1920	1 1/8"-3" 28.5mm x 76.2mm	16" 406mm	14.5 lbs. 6.5 kg	—				
HT-4B30				18.5 lbs. 8.3 kg	10.5 lbs. 4.7 kg				
HT-40	1500	1 1/8"-4" 28.5mm x 101.5mm	17" 432mm	15.5 lbs. 7.0 kg	—				
HT-4B40				19.5 lbs. 8.8 kg	11.5 lbs. 5.2 kg				
NA-16	5200	.625"-1.437" 15.8mm x 36.4mm	8" 203mm	3 lbs. 1.5 kg	—				20 cfm

Features:

- Model HT-4B provides ergonomic style grip handle.
- Simplate valve design in HT-20, 30, 40 Series provides fine control of throttle.
- Model HT & HT-4B: Select hex tool nose for .580" hex shank chisels or round tool nose for .680" round shank chisels.
- Model NA-16: Select hex tool nose for .371" hex shank chisels or round tool nose for .401" round shank chisels.

* Model HT-4B: For aluminum handle add "A" to model number.

** Models HT & HT-4B: Add "X" to model number for .580" hex tool nose. Add "R" to model number for .680" tool nose.

*** Model NA-16: Add "X" to model number for .371" hex tool nose. Add "R" to model number for .401" round tool nose.


Standard Equipment: HT & HT-4B: Oval Collar Retainer. NA-16: Beehive Retainer. (Chisels sold separately).

* For various types of chisels, see accessories section at end of catalog.





HEAVY DUTY BENCH & FLOOR RAMMERS



Features:

- Models 1320, 1350, 1380 Series are available with extended pipe & throttle for use as a floor rammer.
- Adjustable packing gland maintains maximum power with low maintenance.
- Select from a wide variety of rubber butts and steel peins.



SPECIFICATIONS

Model	Rammer Type	Length	Weight	Diameter	Bore	Stroke	Blows Per Minute	Inlet Size	Working Air Consumption
1300-OB	Bench	16.2" 412mm	6.4 lbs. 2.9 kg	1.7" 43mm	1"	2"	2500	3/8"	20 cfm
1320-2BA	Bench	17.1" 435mm	7.6 lbs. 3.4 kg	2.3" 58mm		2.5"	1600		
1320-2BF	Floor	56" 1422mm	11.3 lbs. 5.1 kg		2.3" 58mm	1"	4"	1240	
1350-2BA	Bench	22.2" 564mm	10.7 lbs. 4.8 kg	2.5" 63mm					
1350-2BF	Floor	61" 1549mm	14.3 lbs. 6.5 kg		2.5" 63mm	1.250"	4"	700	
1380-2BA	Bench	24" 609mm	13 lbs. 5.9 kg	2.5" 63mm					
1380-2BF	Floor	63" 1600mm	17 lbs. 7.7 kg						

* Floor models ship with 3/4" diameter x 24" long pipe.
Standard Equipment: Select (1) butt or pein.

ACCESSORIES

RUBBER BUTTS & STEEL PEINS FOR RAMMERS

Part No.	Description
829558	2 3/8" Diameter Rubber Butt
829558-AR	2 3/8" Diameter Aluminum/Rubber Butt
829559	3" Diameter Rubber Butt
829559-AR	3" Diameter Aluminum/Rubber Butt
829560	4" Diameter Rubber Butt
832922	1 3/4" Diameter Rubber Butt
832923	1 5/8" Diameter Steel Butt
832924	3" Diameter Steel Butt
832925	2 3/8" Diameter Steel Butt

SPIRAL COOL RUBBER PADS

Part No.	Description
889271	4" Pad, 5/8"-11 Thread
889271-A	4" Pad, 3/8"-24 Thread
849848	5" Pad, 5/8"-11 Thread
849848-A	5" Pad, 3/8"-24 Thread
849913	7" Pad, 5/8"-11 Thread
849914	9" Pad, 5/8"-11 Thread
849259-A	3/8"-24 Nut
849259	5/8"-11 Nut
102-SPWR	Wrench for 5/8"-11 Nut

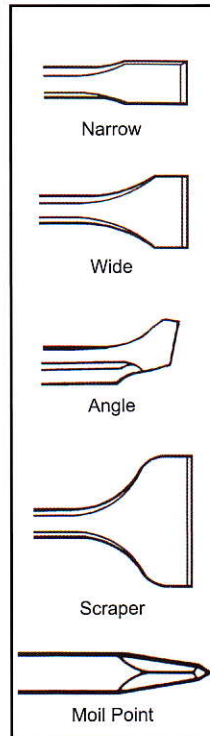


CHISELS FOR N-3 SERIES SCALING HAMMERS 1/2" SHANK TYPE

Part No.	Description	Cutting Edge Width	Overall Length	Shank Type
839050	C-200-7 Angle Chisel	1 3/8"	7 1/4"	1/2" Square
839051	D-200-7 1/2 Narrow Chisel	3/4"	7 1/2"	
839299	C-200-12 Angle Chisel	1 3/8"	12"	
839334	C-200-18 Angle Chisel	1 3/8"	18"	
839335	D-200-18 Narrow Chisel	3/4"	18"	
839341	D-200-12 Narrow Chisel	3/4"	12"	
839467	B-200-7 Wide Chisel	1 3/8"	7"	
839469	B-200-12 Wide Chisel	1 3/8"	12"	
839470	2" Wide Scraper	2"	7 1/2"	
839471	3" Wide Scraper	3"	7 1/2"	



CHISEL EDGE TYPES



ADAPTORS

Part No.	Description
AE-132A	For 3/8" I.D. wheels - 3" or 4" diameter with 1/64-1/4" thickness
400-76-J-3/8	3/8" in length with 3/8" I.D. Spacer
400-77	Cone Wheel Adaptor (Fits 41-G, 40-GH, 47-G, 47-GH, 51-H, 57-H, 4111-G) - 3/8"-24 Thread
400-78	3/8"-24 I.D. x 5/8"-11 O.D. Threaded Adaptor
400-79	3/8"-24 I.D. x 1/2"-13 O.D. Threaded Adaptor
400-80	1/2"-13 I.D. x 5/8"-11 O.D. Threaded Adaptor
490-HT	Type 27 wheel adaptor for 3/8" I.D. wheel on 3/8"-24 x .875-.980 long spindle
490-KR	Type on 27 wheel adaptor for 3/8" I.D. wheel on 3/8"-24 x .580-.625 long spindle
510126	Type on 27 wheel adaptor for 5/8" I.D. wheel on 3/8"-24 x .980 long spindle
510063	Type on 27 wheel adaptor for 7/8" I.D. wheel on 3/8"-24 x .980 long spindle
511163	Type on 27 wheel adaptor for 7/8" I.D. wheel on 5/8"-11 x .980 long spindle
700-4CWA	Plug Wheel Adaptor for 5/8"-11 Plug Wheels (Fits 56-H, 65-H and 52-H)
849269	D-35 Depressed Center Wheel Adaptor Kit (Fits 56-V and 65-V)

* Other types of chisels also available.

CHISELS FOR N-16 SERIES CHIPPING HAMMERS .401 ROUND & .371 HEX SHANK TYPE

Part No.	Description	Cutting Edge Width	Overall Length	Shank Type
595001	Narrow	1/2"	7"	.401 Round Shank
595003	Narrow		12"	
595004	Narrow		18"	
596009	Narrow	1/2"	7"	.371 Hex Shank
596010	Narrow		12"	
596011	Narrow		18"	

* Other types of chisels also available.

CHISELS FOR HT SERIES CHIPPING HAMMERS .580 HEX & .680 ROUND SHANK TYPE OVAL COLLAR

Part No.	Description	Cutting Edge Width	Overall Length	Shank Type
839008	Narrow	1"	9"	.580 Hex Shank
839009	Narrow	1"	12"	
839010	Narrow	1"	18"	
839016	Wide	2"	12"	
839018	Moil Point	—	9"	.680 Round Shank
839020	Wide	2"	9"	
839084	Wide	2"	18"	
839014	Narrow	1"	9"	
839017	Wide	2"	9"	
839023	Moil Point	—	9"	
839045	Narrow	1"	18"	
839047	Wide	2"	12"	
839083	Narrow	1"	12"	
839085	Wide	2"	18"	

* Other types of chisels also available.

COLLETS

Part No.	Thread	Capacity	Description
HT-1010	3/8"-24	1/4"	2-pc. Heavy Duty
HT-1010-3/8	3/8"-24	3/8"	2-pc. Heavy Duty
HT-1104	5/8"-11	1/4"	2 pc. Heavy Duty
209	3/8"-24	1/8", 1/4", 5/16" or 3/8"	3 pc. Erikson®
209-1/8"	—	1/8"	Insert for 209
209-1/4"	—	1/4"	Insert for 209
209-5/16"	—	5/16"	Insert for 209
209-3/8"	—	3/8"	Insert for 209
300-16	—	1/8"	Reduces 1/4" collet for 1/8"

SCREEN BUSHINGS

Part No.	Size
BW-789	1/4" MPT x 3/8" FPT
841551	1/2" MPT x 3/8" FPT
841552	3/8" MPT x 3/8" FPT
841553	3/8" MPT x 1/4" FPT
841554	1/4" MPT x 1/4" FPT
841555	1/2" MPT x 1/2" FPT